

2023 Friends Alumni Survey Report

Survey Developed and Administered by:

Jessica Boone, Victor Rogers and Brent Yoder

Report Prepared by:

Victor Rogers

1898

125
YEARS

2023

FRIENDS
UNIVERSITY

Table of Contents

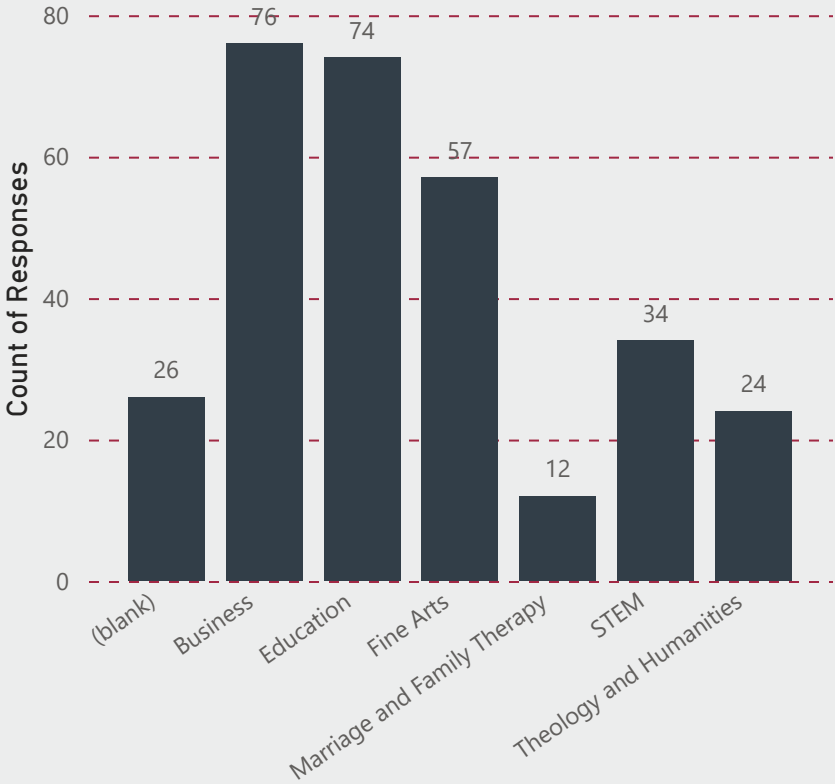
Demographics	3
Student Counts by College and Gender	4
Response Times	5
Prepared for Employment?	6
Prepared for Graduate Study?	7
Satisfaction by College	8
Satisfaction by Timeframe	9
Friend's Current Mission by College	10
Friend's Current Mission by Timeframe	11
Salary by College	12
Salary by Timeframe	13

Responses By...

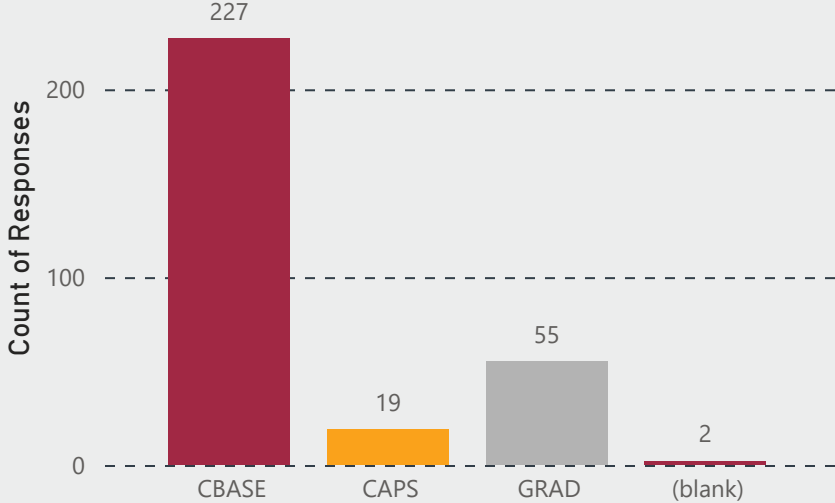
Response Count:

303

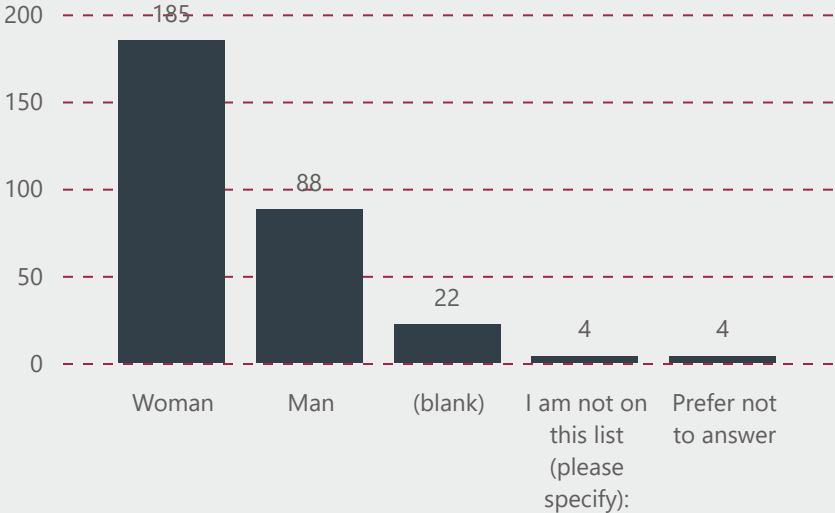
Division



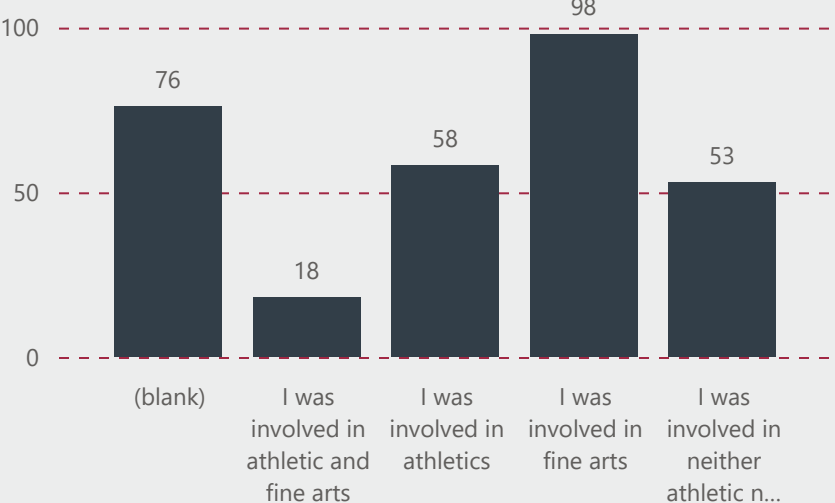
College



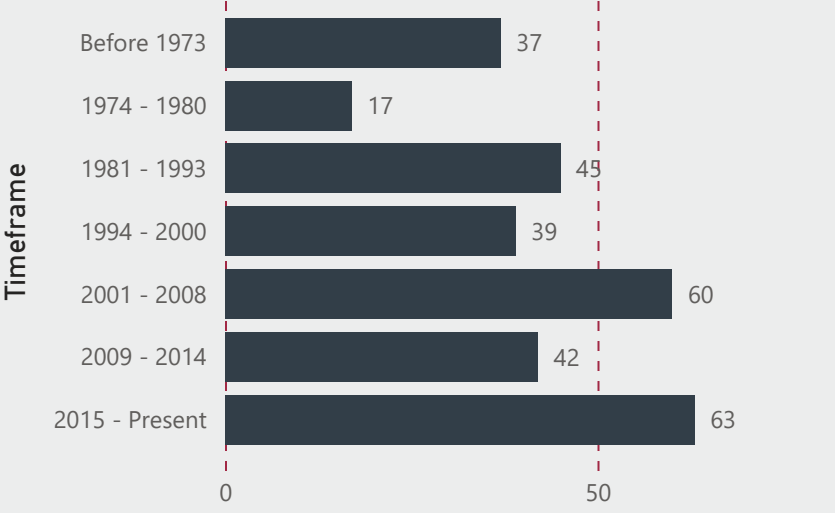
Gender



Involvement



Timeframe



Responses by College and Gender

		Responses by College and Gender				
College	I am not on this list (please specify):	Man	Prefer not to answer	Woman	Total	
<input type="checkbox"/> CBASE		4	72	4	130	210
	(blank)		8	2	13	23
	Business	2	13		22	37
	Education	1	13	1	35	50
	Fine Arts	1	20		27	48
	Marriage and Family Therapy				2	2
	STEM		9		20	29
	Theology and Humanities		9	1	11	21
<input type="checkbox"/> CAPS			3		16	19
	Business		2		14	16
	Education				1	1
	STEM		1		1	2
<input type="checkbox"/> GRAD			13		38	51
	(blank)		1			1
	Business		7		12	19
	Education		2		14	16
	Fine Arts				4	4
	Marriage and Family Therapy		3		6	9
	STEM				1	1
	Theology and Humanities				1	1
<input type="checkbox"/> (blank)					1	1
Total		4	88	4	185	281

Response Times

College	Average of Duration (in minutes)
CBASE	6.65
(blank)	6.47
Business	7.37
Education	5.71
Fine Arts	5.29
Marriage and Family Therapy	2.95
STEM	9.34
Theology and Humanities	7.55
CAPS	4.11
Business	4.00
Education	7.20
STEM	3.40
GRAD	5.33
(blank)	2.70
Business	4.76
Education	3.91
Fine Arts	3.43
Marriage and Family Therapy	10.58
STEM	3.30
Theology and Humanities	2.00
(blank)	31.60
(blank)	50.60
Fine Arts	12.60
Total	6.41

How well do you think that Friends University prepared you for employment?

College	Very poorly	Not well at all	Moderately well	Very well	Extremely well	Total
<input type="checkbox"/> CBASE	2	8	67	93	51	221
(blank)		1	10	8	5	24
Business			18	16	6	40
Education		1	9	26	17	53
Fine Arts	1	3	14	21	10	49
Marriage and Family Therapy				2		2
STEM	1		10	9	10	30
Theology and Humanities		3	6	11	3	23
<input type="checkbox"/> CAPS		1	2	11	5	19
Business			2	9	5	16
Education				1		1
STEM		1		1		2
<input type="checkbox"/> GRAD	1	3	12	17	19	52
(blank)					1	1
Business	1	2	5	5	6	19
Education		1	1	9	6	17
Fine Arts			4			4
Marriage and Family Therapy			2	3	4	9
STEM					1	1
Theology and Humanities					1	1
<input type="checkbox"/> (blank)				2		2
Total	3	12	81	123	75	294

How well do you think Friends University prepared you for graduate study?

College	Not well at all	Slightly well	Moderately well	Very well	Extremely well	Total
<input type="checkbox"/> CBASE	1	2	24	65	29	121
(blank)			2	9	2	13
Business			4	10	2	16
Education			5	19	5	29
Fine Arts			5	13	8	26
STEM			3	6	11	20
Theology and Humanities	1	2	5	8	1	17
<input type="checkbox"/> CAPS		1		2	1	4
Business				2	1	3
STEM		1				1
<input type="checkbox"/> GRAD		1	5	12	10	28
(blank)					1	1
Business		1	2	5	4	12
Education			1	7	4	12
Marriage and Family Therapy			2			2
STEM					1	1
Total	1	4	29	79	40	153

Overall, how satisfied are you with your education from Friends?

College	Extremely dissatisfied	Somewhat dissatisfied	Somewhat satisfied	Extremely satisfied	Total
CBASE		7	71	133	211
(blank)			7	16	23
Business			14	23	37
Education			15	35	50
Fine Arts		3	21	24	48
Marriage and Family Therapy				2	2
STEM		2	8	20	30
Theology and Humanities		2	6	13	21
CAPS		1	1	17	19
Business			1	15	16
Education				1	1
STEM		1		1	2
GRAD	1	2	12	36	51
(blank)				1	1
Business	1	2	6	10	19
Education			4	12	16
Fine Arts			1	3	4
Marriage and Family Therapy			1	8	9
STEM				1	1
Theology and Humanities				1	1
(blank)			1	1	2
Total	1	10	85	187	283

Overall, how satisfied are you with your education from Friends?

Timeframe	Extremely dissatisfied	Somewhat dissatisfied	Somewhat satisfied	Extremely satisfied	Total
Before 1973			10	26	36
1974 - 1980			2	15	17
1981 - 1993			6	35	41
1994 - 2000		1	10	28	39
2001 - 2008		2	20	34	56
2009 - 2014		2	13	24	39
2015 - Present	1	5	24	25	55
Total	1	10	85	187	283

How well do you think that Friends University is currently meeting its mission to "equip students to honor God and serve others by integrating their intellectual, spiritual and professional lives"?

College	Extremely poorly	Somewhat poorly	I do not have enough information to answer.	Somewhat well	Extremely well	Total
<input type="checkbox"/> CBASE	3	13	68	70	57	211
(blank)		1	10	5	7	23
Business		1	10	16	10	37
Education		3	15	15	17	50
Fine Arts	2	5	14	19	8	48
Marriage and Family Therapy		1			1	2
STEM			14	7	9	30
Theology and Humanities	1	2	5	8	5	21
<input type="checkbox"/> CAPS	2		5	6	6	19
Business	1		4	6	5	16
Education					1	1
STEM	1		1			2
<input type="checkbox"/> GRAD	1	2	16	17	15	51
(blank)				1		1
Business	1		4	8	6	19
Education		1	7	1	7	16
Fine Arts			3	1		4
Marriage and Family Therapy		1	2	5	1	9
STEM					1	1
Theology and Humanities				1		1
<input type="checkbox"/> (blank)			2			2
(blank)			1			1
Fine Arts			1			1
Total	6	15	91	93	78	283

How well do you think that Friends University is currently meeting its mission to "equip students to honor God and serve others by integrating their intellectual, spiritual and professional lives"?

Timeframe	Extremely poorly	Somewhat poorly	I do not have enough information to answer.	Somewhat well	Extremely well	Total
Before 1973			23	5	8	36
1974 - 1980			5	2	10	17
1981 - 1993		2	18	12	9	41
1994 - 2000		1	14	13	11	39
2001 - 2008	1	1	19	17	18	56
2009 - 2014	2	4	8	19	6	39
2015 - Present	3	7	4	25	16	55
Total	6	15	91	93	78	283

What is your current salary (by College)?

College	Prefer not to answer	Less than \$50,000	\$50,00 - \$99,999	More than \$100,000	Total
<input type="checkbox"/> CBASE	76	59	63	29	227
(blank)	15	6	1	2	24
Business	19	6	10	5	40
Education	17	12	21	5	55
Fine Arts	15	20	15	2	52
Marriage and Family Therapy				2	2
STEM	6	6	9	10	31
Theology and Humanities	4	9	7	3	23
<input type="checkbox"/> CAPS	4	1	10	4	19
Business	4	1	8	3	16
Education			1		1
STEM			1	1	2
<input type="checkbox"/> GRAD	21	8	18	8	55
(blank)				1	1
Business	6	3	8	3	20
Education	8	4	6		18
Fine Arts	2			2	4
Marriage and Family Therapy	5	1	2	2	10
STEM			1		1
Theology and Humanities			1		1
<input type="checkbox"/> (blank)	2				2
Total	103	68	91	41	303

What is your current salary (by Timeframe)?

In which of the following timeframes were you a student at Friends? Prefer not to answer Less than \$50,000 \$50,00 - \$99,999 More than \$100,000 **Total**

	Prefer not to answer	Less than \$50,000	\$50,00 - \$99,999	More than \$100,000	Total
Before 1973	27	4	4	2	37
1974 - 1980	13	2	2		17
1981 - 1993	16	8	10	11	45
1994 - 2000	5	6	14	14	39
2001 - 2008	17	10	23	10	60
2009 - 2014	13	12	14	3	42
2015 - Present	12	26	24	1	63
Total	103	68	91	41	303

2023 Friends University Alumni Survey Analysis

Participants

Responses to the survey were received from 312 Friends alumni. Nine responses to the survey included only answers to the demographic questions, so their responses were removed prior to analysis for an official count of 303. By comparison, there were 542 responses to the alumni survey that was distributed in 2018.

Characteristics of Respondents

- 75% of responses were from CBASE graduates.
- Overall, 61% of responses were from women. Women represent an even higher percentage of respondents among CAPS and GRAD.
- Over half of alumni indicated that they are graduates of Business or Education programs. The fewest number of responses were received from graduates of the Marriage and Family Therapy program.
- 38% of those who responded indicated that they participated in the fine arts, while 25% indicated that they participated in athletics.
- 21% of those who responded are alumni from recent years (2015-present). In general, there was a reasonably even distribution across generations.

Preparation for Employment

Of the 294 alumni who responded to the question, 26% said that Friends University prepared them “extremely well” for employment. Only 5% said that Friends did not prepare them at least moderately well for employment. Groups of students that were especially positive about their preparation for employment include graduates of the Education programs (CBASE and GRAD), CBASE STEM graduates, and graduates of the CAPS and GRAD Business programs.

Preparation for Graduate Study

Of the 153 alumni who responded to the question, 26% said that Friends University prepared them “extremely well” for graduate study. GRAD graduates were more likely to answer “extremely well” than CBASE graduates (36% vs. 24%). Over 50% of 26 CBASE STEM graduates said that Friends prepared them “extremely well” for graduate study. Only 3% of all graduates said that Friends did not prepare them at least moderately well for graduate study.

Satisfaction with Education

Of the 283 alumni who responded to the question, 66% said that they were “extremely satisfied” with their education from Friends University. Only 4% of graduates were dissatisfied, including just one “extremely dissatisfied” graduate. The two divisions that had a higher percentage of graduates who were only “somewhat satisfied” (rather than “extremely satisfied”) were CBASE Fine Arts and GRAD Business. By generation, graduates from 1974-1993 are the most “extremely satisfied” with their education, while the most recent graduates (2015-present) are the least “extremely satisfied” with their education. In general, satisfaction increases as time since graduation also increases.

Meeting of Mission

Of the 283 alumni who responded to the question, 28% said that Friends University is currently meeting its mission. 60% of responses were positive (“well”), 7% of responses were negative (“poorly”), and 32% said that they did not have enough information to answer the question. A total of 16 of the 21 “poorly” responses came from CBASE graduates, and 7 of those 16 CBASE responses came from Fine Arts graduates. Graduates of the Business program at all levels were the most likely to respond positively to this question. Graduates from 1974-1980 and from 2015-present were the most likely to respond that Friends is meeting its mission “well,” but those graduating 2015-present also account for nearly half of the “poorly” responses.

Salary

Of the 200 alumni who responded to the question with something other than “prefer not to answer,” 34% said that their salary is less than \$50,000, 21% said that their salary is more than \$100,000, and 46% said that their salary is between \$50,000 and \$99,999. Populations of graduates that were more likely to report that their salary was less than \$50,000 include CBASE graduates of Fine Arts or Theology and Humanities (54% and 47%, respectively, not including those who prefer not to answer). 40% of CBASE STEM graduates reported salaries in the highest category. Graduates from 1994-2000 were the most likely to report salaries over \$100,000, while over half of recent graduates (2015-present) reported salaries of less than \$50,000.